

LRM Voltage Indicator: CVI S1

With 1 Relay Output

The Capacitive Voltage Indicator is designed for to use with MV capacitive voltage divider devices.

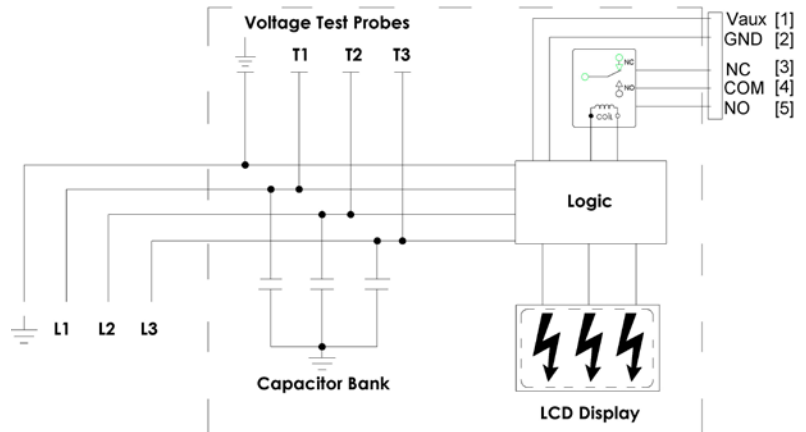


Features:

- LRM system
- According to IEC 62271-213
- No auxiliary power is needed for voltage detection
- Wide auxiliary input range for relay power supply
- 3-Phase LCD display
- Change-over contact for status monitoring
- Easy for installation and maintenance

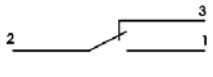
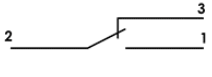
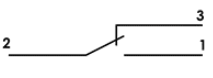
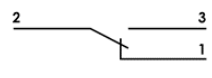
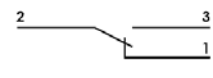
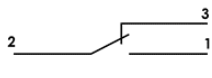
Technical Parameters:

- 1.Rated frequency : 50Hz or 60Hz
- 2.Threshold voltage : 10% to 45%Un
- 3.Operating temperature: -25°C to +55°C
- 4.Storage temperature : -30°C to +80°C
- 5.Protection class : IP54
- 6.Connection leads : 4.8*0.8mm fast-on term.
- 7.Dimension : 96*50*50mm
- 8.Cutting size : 91*45mm
- 9.Contact output : 8A, 250VAC or 30VDC
- 10.Auxiliary power : 24 to 230V AC/DC
- 11.Power consumption : Less than 2W



Capacitive voltage Indicator with relay output

LRM Voltage Indicator: CVI S1

Vaux status	Phase voltage	Type-1 Contact status	Type-2 Contact status
Off	For any status		
		2-3	2-3
On	All phases <%10 Un		
		2-3	1-2
On	At least one phase >%45 Un		
		1-2	2-3

Function table (Type-1):

Phase Voltage	Auxiliary Supply	Voltage Indication	Relay 1	
			NO-COM 1-2	NC-COM 2-3
<10%	Off	Off	Off	On
>45%	Off	On	Off	On
<10%	On	Off	Off	On
>45%	On	On	On	Off



Function table (Type-2):

Phase Voltage	Auxiliary Supply	Voltage Indication	Relay 1	
			NO-COM 1-2	NC-COM 2-3
<10%	Off	Off	Off	On
>45%	Off	On	Off	On
<10%	On	Off	On	Off
>45%	On	On	Off	On

Type-1 Terminal connection	Relay
1	NO
2	COM
3	NC
Energy supply	
4	Vaux (24-230 V AC/DC)
5	Gnd (-)

Type-2 Terminal connection	Relay
1	NO
2	COM
3	NC
Energy supply	
4	Vaux (24-230 V AC/DC)
5	Gnd (-)

Auxiliary Supply	Power (Red Led)
On	On
Off	Off

INDICATION OF LCD	Indication with normal operation	Status of phase Voltage U
No indication	No Voltage	$U < 10\% * U_n$
	Voltage Present (light black arrow)	$10\% * U_n < U < 45\% * U_n$
	Nominal Voltage Present (full arrow)	$U > 45\% * U_n$



Required data for order:

- Capacitance of coupling electrode C1
- C2 options; 3.3, 6.8, 10, 22, 47, 68, 80 nF
- Cable type and length
- Auxiliary power (24-230V AC/DC required)
- Options; type-1, type-2